



STATE STREET

Brevan Howard Master Fund Ltd ("The Fund")

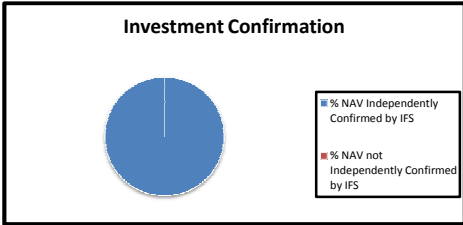
Fund Investor Transparency Report as at: September 30th 2012

This report has been prepared for the Fund by International Fund Services (IFS) pursuant to the terms of the Administrative Services Agreement between the Fund and International Fund Services (the "Agreement") and is expressly subject to the terms of such Agreement, including the limitation of liability provisions included therein. This report is being provided as an accommodation to and at the request of the Investment Manager on behalf of the Fund and is subject to the disclosures and notations contained herein. This report does not establish a business, client, or agency relationship between International Fund Services and investors in the Fund, and International Fund Services expressly disclaims any liability for damages or losses (whether asserted or the basis of contract, tort or otherwise) related to the use of this report by investors or their advisors.

Brevan Howard Master Fund Ltd ("The Fund")	NAV ⁽¹⁾ \$27,833,548,297.10
--	---

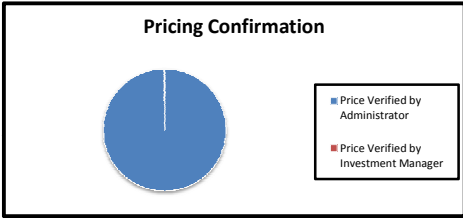
Fund Assets / Liabilities Confirmation⁽²⁾

% NAV Independently Confirmed by IFS	% NAV not Independently Confirmed by IFS	Total
99.97%	0.03%	100%



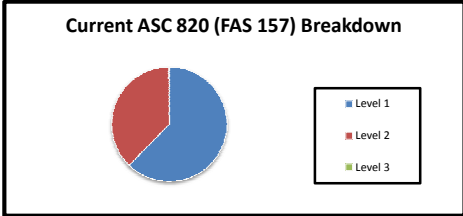
Pricing Analysis⁽³⁾

Pricing Analysis	% ABS MV
Price Verified by Administrator	99.82%
Price Verified by Investment Manager	0.18%
	100.00%



ASC 820 (FAS 157) Classification (Manager)⁽⁴⁾

ASC 820 (FAS 157) Level	% ABS MV
Level 1	62.24%
Level 2	37.61%
Level 3	0.16%
	100.00%



See attached notes and disclaimers.



Fund Investor Report Disclosures and Notations

As noted above, this report has been prepared for the Fund by IFS pursuant to the terms of the Agreement and is expressly subject to the terms of such Agreement, including the limitation of liability provisions included therein. The information contained herein, including, but not limited to, the net asset value calculations prepared by International Fund Services, is unaudited and is based upon data provided by sources other than International Fund Services. International Fund Services does not hold the assets listed in this report and therefore the noted percentages are based solely, and to the extent received, upon confirmations and statements of holdings received from prime brokers, custodians and other third parties that have relationships with the Fund and either indirectly or directly hold assets on behalf of the Fund and International Fund Services makes no assurances with respect to such parties or the accuracy of their data. International Fund Services expressly disclaims any liability for damages or losses (whether asserted on the basis of contract, tort or otherwise) related to the use or reliance upon this report by investors, their advisors or any other person or entity.

1) Net Asset Value (NAV) noted in the report is reflective of the NAV as of the date stated in the report and is the basis for which the report is based. The NAV is calculated by multiplying the holdings of particular instruments as reported to International Fund Services and the relevant prices obtained or calculated and is subject to the provisions of the administration agreement between International Fund Services and the Fund. Long and short positions in instruments and other offsetting positions are reflected in the Net Asset Value figures on a net basis.

2) "Confirmation" is defined by International Fund Services as follows: Holding amounts with counterparties are "confirmed" by International Fund Services by receipt of confirmations or statements from the relevant prime broker, custodian, counterparty, or other third party. The holdings percentages noted include position related accruals which are based upon the accounting records of the Fund and which are supported by reference to either broker provided information or other third party sourced information which indicates that there is not a material deviation from the Fund's accounting records.

"Fund Asset / Liability Confirmation" reflects the percentage of a fund's assets and liabilities that have been independently confirmed by International Fund Services as per the process described above; and the percentage for which data was only provided by the investment manager under the guidance and approval of the Board of Directors and the Fund's valuation committee.

3) As used in this report, "verified" means that the price source is not the investment manager, but is a third party price source (which may utilize some model based components in its prices) that International Fund Services uses subject to the provisions of the administration agreement between International Fund Services and The Fund or is a price calculated by International Fund Services using methodologies approved by the Investment Manager on behalf of the Fund (which calculation includes inputs provided by third parties or the Investment Manager in each case as approved by the Investment Manager on behalf of the Fund.) International Fund Services utilizes third party pricing sources and inputs, including, but not limited to, pricing vendors, counterparty marks and broker quotes used subject to the provisions of the administration agreement between International Fund Services and The Fund. International Fund Services takes no responsibility for the accuracy of such prices or data. Please contact the Investment Manager for further details regarding the Fund's pricing methodology.

"Pricing Analysis" refers to the percentage of the Net Asset Value Independently priced under the processes described above and the percentage of the Net Asset Value for which data and valuations were provided by the Investment Manager under the guidance and approval of the fund's pricing committee.

4) "ASC 820 (FAS 157) Classifications" are defined levels of liquidity or freedom for which an instrument can be bought or sold at fair value under the Accounting Standards Codification Topic 820 (Financial Accounting Standard 157) as defined by the Financial Standards Accounting Board (FASB). Final FAS 157 levels are solely determined and approved by the Investment Manager and not by International Fund Services. "% ABS MV" refers to the percentage of Absolute (un-netted) fair Market value of all positions within each level of hierarchy as defined by the FASB. Cash and cash equivalents, payable and receivable assets and liabilities and repos are not included within these levels.